

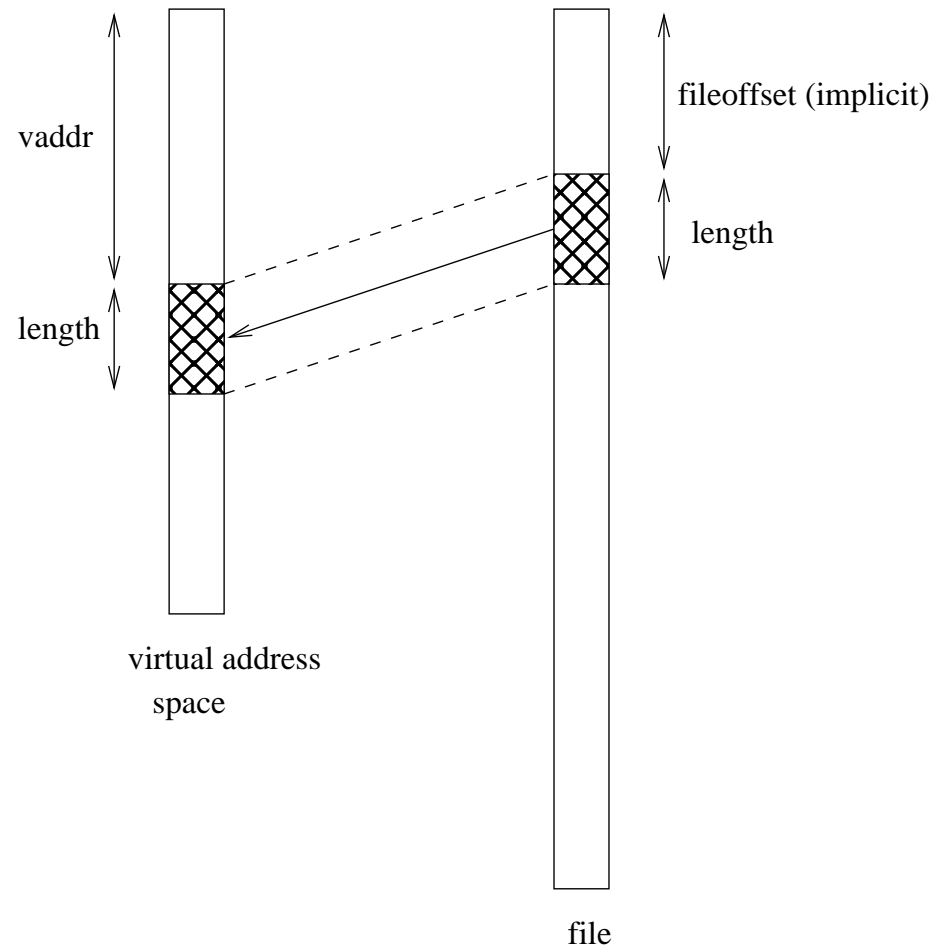
Files and File Systems

- files: persistent, named data objects
 - data consists of a sequence of numbered bytes
 - alternatively, a file may have some internal structure, e.g., a file may consist of sequence of numbered records
 - file may change size over time
 - file has associated meta-data (attributes), in addition to the file name
 - * examples: owner, access controls, file type, creation and access timestamps
- file system: a collection of files which share a common name space
 - allows files to be created, destroyed, renamed, . . .

File Interface

- open, close
 - open returns a file identifier (or handle or descriptor), which is used in subsequent operations to identify the file. (Why is this done?)
- read, write
 - must specify which file to read, which part of the file to read, and where to put the data that has been read (similar for write).
 - often, file position is implicit (why?)
- seek
- get/set file attributes, e.g., Unix `fstat`, `chmod`

File Read



```
read(fileID, vaddr, length)
```

File Position

- may be associated with the file, with a process, or with a file descriptor (Unix style)
- read and write operations
 - start from the current file position
 - update the current file position
- this makes sequential file I/O easy for an application to request
- for non-sequential (random) file I/O, use:
 - seek, to adjust file position before reading or writing
 - a positioned read or write operation, e.g., Unix `pread`, `pwrite`:
`pread(fileId, vaddr, length, filePosition)`

Sequential File Reading Example (Unix)

```
char buf[512];
int i;
int f = open("myfile", O_RDONLY);
for(i=0; i<100; i++) {
    read(f, (void *)buf, 512);
}
close(f);
```

Read the first $100 * 512$ bytes of a file, 512 bytes at a time.

File Reading Example Using Seek (Unix)

```
char buf[512];
int i;
int f = open("myfile", O_RDONLY);
lseek(f, 99*512, SEEK_SET);
for(i=0; i<100; i++) {
    read(f, (void *)buf, 512);
    lseek(f, -1024, SEEK_CUR);
}
close(f);
```

Read the first $100 * 512$ bytes of a file, 512 bytes at a time, in reverse order.

File Reading Example Using Positioned Read

```
char buf[512];
int i;
int f = open("myfile", O_RDONLY);
for(i=0; i<100; i+=2) {
    pread(f, (void *)buf, 512, i*512);
}
close(f);
```

Read every second 512 byte chunk of a file, until 50 have been read.

Memory-Mapped Files

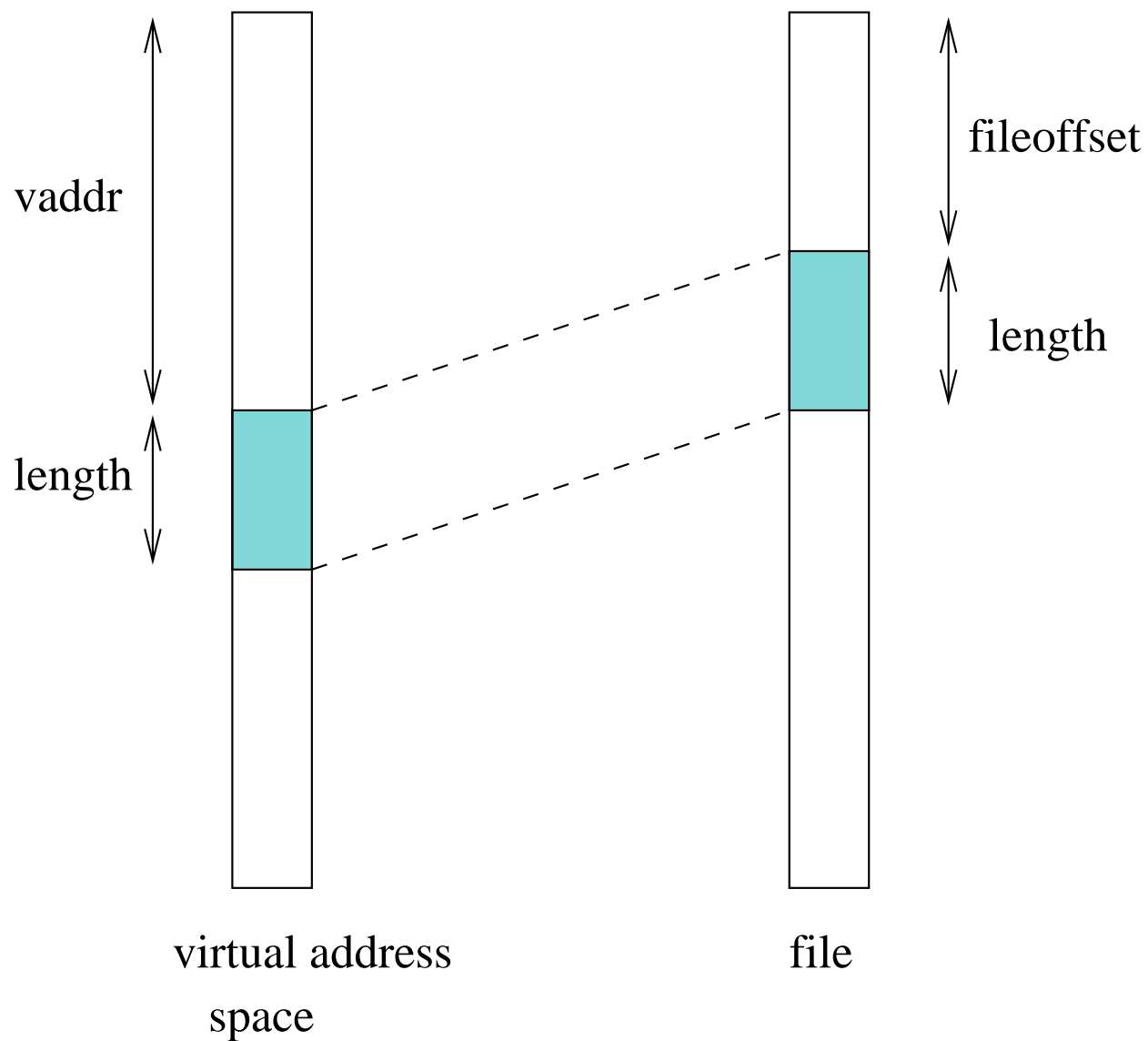
- generic interface:

```
vaddr ← mmap(file descriptor, fileoffset, length)
munmap(vaddr, length)
```

- `mmap` call returns the virtual address to which the file is mapped
- `munmap` call unmaps mapped files within the specified virtual address range

Memory-mapping is an alternative to the read/write file interface.

Memory Mapping Illustration



Memory Mapping Update Semantics

- what should happen if the virtual memory to which a file has been mapped is updated?
- some options:
 - prohibit updates (read-only mapping)
 - eager propagation of the update to the file (too slow!)
 - lazy propagation of the update to the file
 - * user may be able to request propagation (e.g., Posix `msync ()`)
 - * propagation may be guaranteed by `munmap ()`
 - allow updates, but do not propagate them to the file

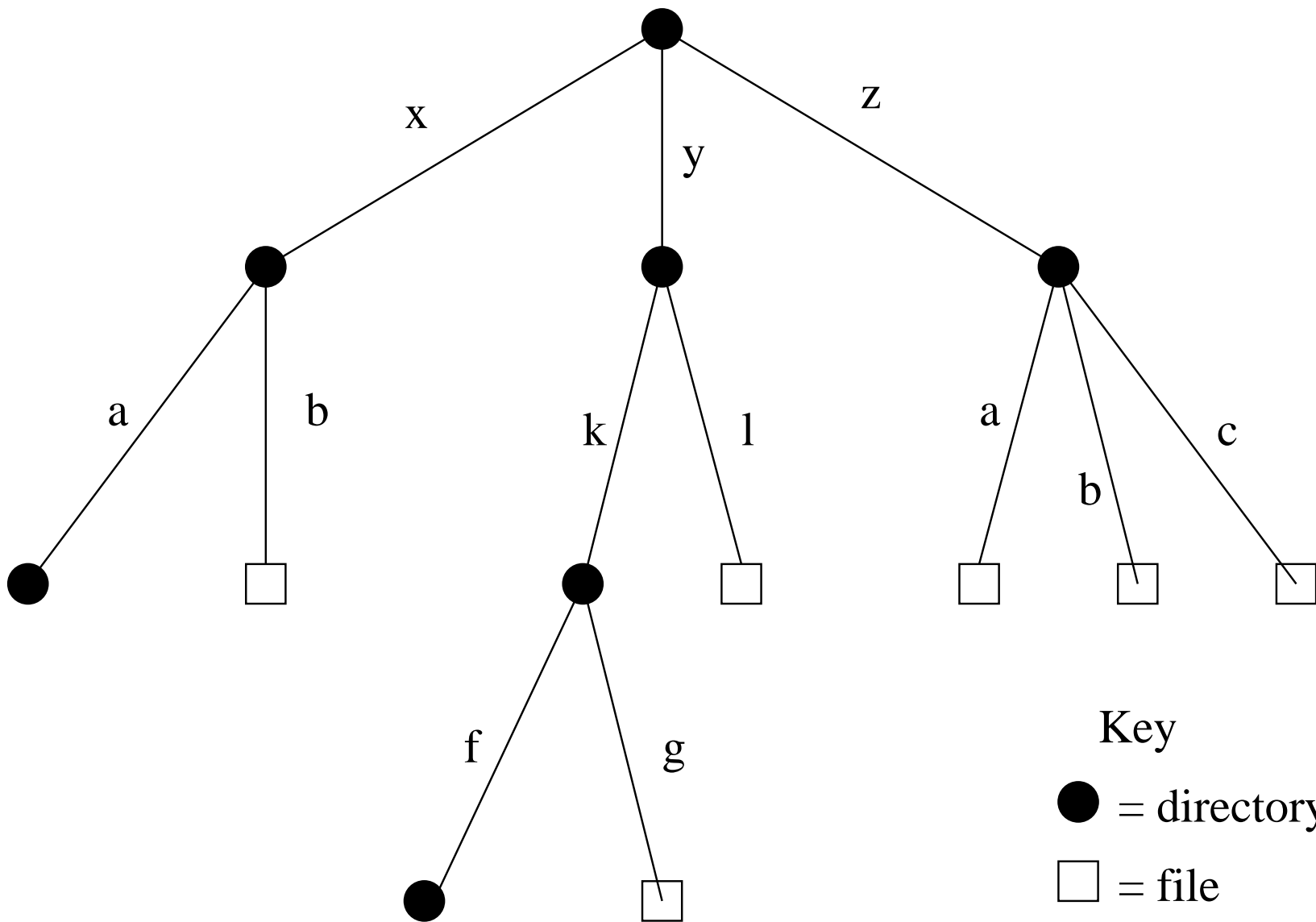
Memory Mapping Concurrency Semantics

- what should happen if a memory mapped file is updated?
 - by a process that has mmapped the same file
 - by a process that is updating the file using a `write()` system call
- options are similar to those on the previous slide. Typically:
 - propagate lazily: processes that have mapped the file *may* eventually see the changes
 - propagate eagerly: other processes will see the changes
 - * typically implemented by invalidating other process's page table entries

File Names

- flat namespace
 - file names are simple strings
- hierarchical namespace
 - directories (folders) can be used to organize files and/or other directories
 - directory inclusion graph is a tree
 - pathname: file or directory is identified by a *path* in the tree
 - Unix:** `/home/kmsalem/courses/cs350/notes/filesys.ps`
 - Windows:** `c:\kmsalem\cs350\schedule.txt`

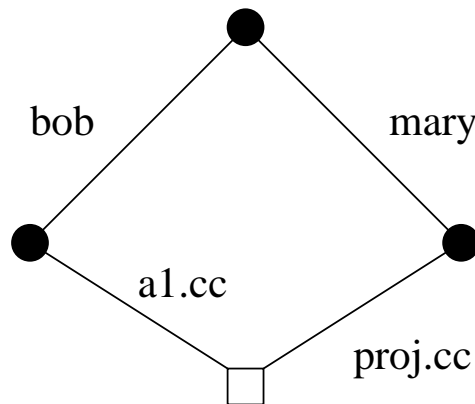
Hierarchical Namespace Example



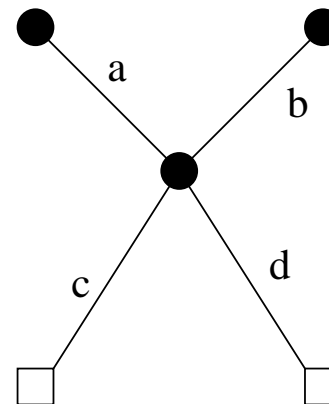
Acyclic File Namespaces

- directory inclusion graph can be a (rooted) DAG
- allows files/directories to have more than one pathname
 - increased flexibility for file sharing and file organization
 - file removal and some other file system operations are more complicated
- examples:

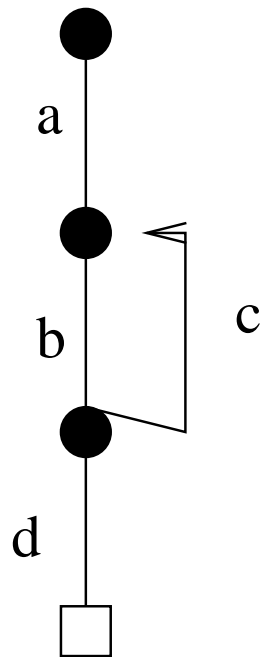
Rooted Acyclic Namespace



An Unrooted DAG



General File Namespaces



- no restriction on inclusion graph (except perhaps that it should have a designated root node)
- maximum flexibility
- additional complications, e.g.:
 - reference counts are no longer sufficient for implementing file deletion
 - pathnames can have an infinite number of components

File Links

- typically, a new file or directory is linked to a single “parent” directory when it is created. This gives a hierarchical namespace.
- another mechanism can then be used to create additional links to existing files or directories, introducing non-hierarchical structure in the namespace.
- hard links
 - “first class” links, like the original link to a file
 - *referential integrity* is maintained (no “dangling” hard links)
 - scope usually restricted to a single file system
 - Unix: hard links can be made to files, but not to directories. This restriction is sufficient to avoid cycles. (Why?)
- soft links (a.k.a. “symbolic links”, “shortcuts”)
 - referential integrity is *not* maintained
 - flexible: may be allowed to span file systems, may link to directories and (possibly) create cycles

Link Examples

```
tiger % cat > file1  
This is file1.
```

```
tiger % ls -al  
total 8  
 2 drwx-----   2 cs350 group   512 Nov 20 13:45 ./  
 4 drwxr-xr-x   30 cs350 group  2048 Nov 20 13:43 ../  
 2 -rw-----   1 cs350 group    15 Nov 20 13:46 file1
```

```
tiger % ln file1 link1
```

```
tiger % ls -al  
total 10  
 2 drwx-----   2 cs350 group   512 Nov 20 13:46 ./  
 4 drwxr-xr-x   30 cs350 group  2048 Nov 20 13:43 ../  
 2 -rw-----   2 cs350 group    15 Nov 20 13:46 file1  
 2 -rw-----   2 cs350 group    15 Nov 20 13:46 link1
```

Link Examples

```
tiger % ln -s file1 sym1
```

```
tiger % ls -al
```

```
total 10
```

```
 2 drwx-----  2 cs350 group  512 Nov 20 13:46 ./
 4 drwxr-xr-x 30 cs350 group 2048 Nov 20 13:43 ../
 2 -rw-----  2 cs350 group   15 Nov 20 13:46 file1
 2 -rw-----  2 cs350 group   15 Nov 20 13:46 link1
 0 lrwxrwxrwx  1 cs350 group    5 Nov 20 13:46 sym1 -> file1
```

```
tiger % pwd
```

```
/cs/home/fac1/cs350/links
```

```
tiger % cat file1
```

```
This is file1.
```

```
tiger % cat link1
```

```
This is file1.
```

```
tiger % cat sym1
```

```
This is file1.
```

Link Examples

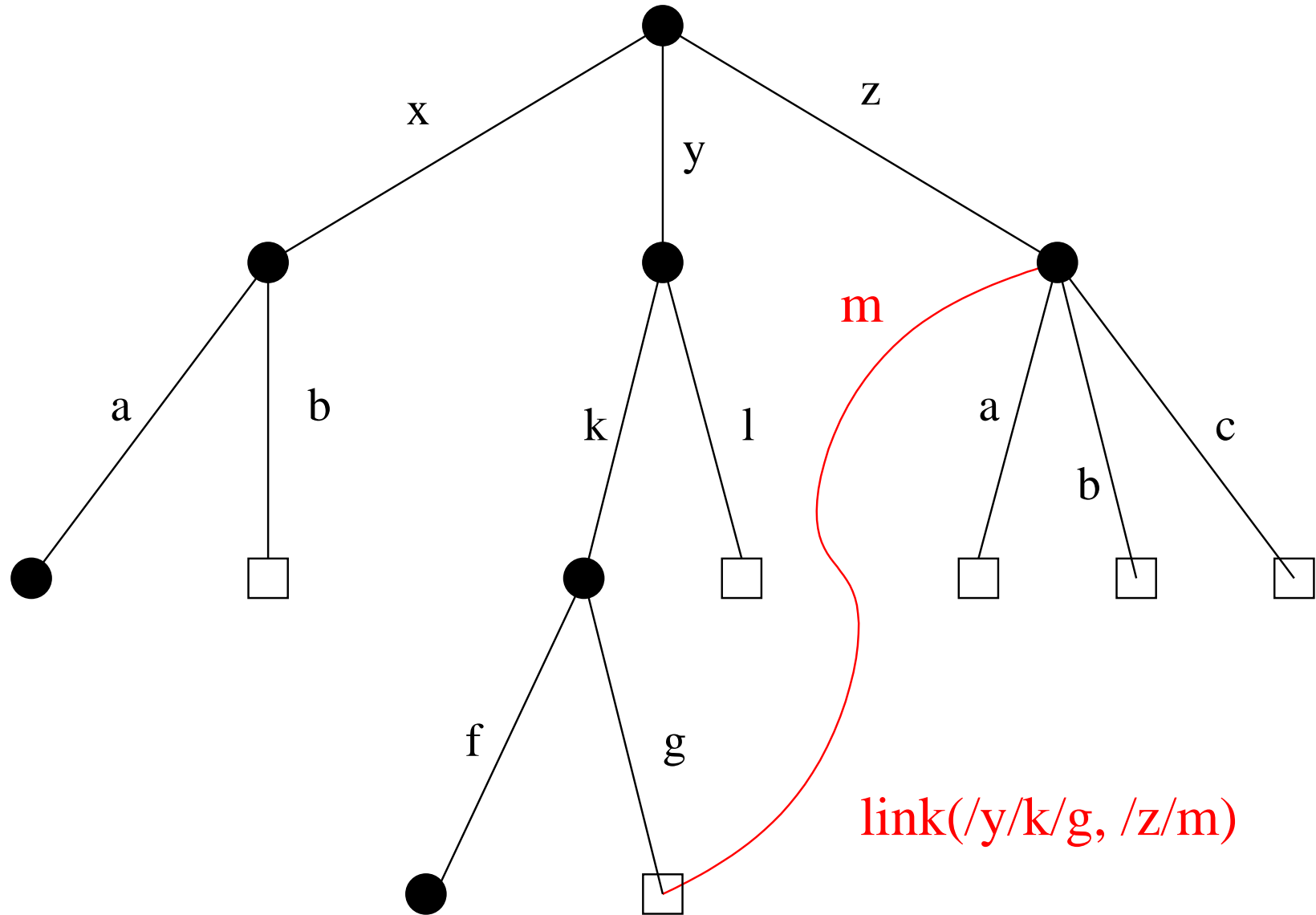
```
tiger % rm file1
rm: remove file1 (yes/no)? y
```

```
tiger % ls -al
total 8
 2 drwx-----  2 brecht brecht  512 Nov 20 13:47 ./
 4 drwxr-xr-x 30 brecht brecht 2048 Nov 20 13:43 ../
 2 -rw-----  1 brecht brecht   15 Nov 20 13:46 link1
 0 lrwxrwxrwx  1 brecht brecht    5 Nov 20 13:46 sym1 -> file1
```

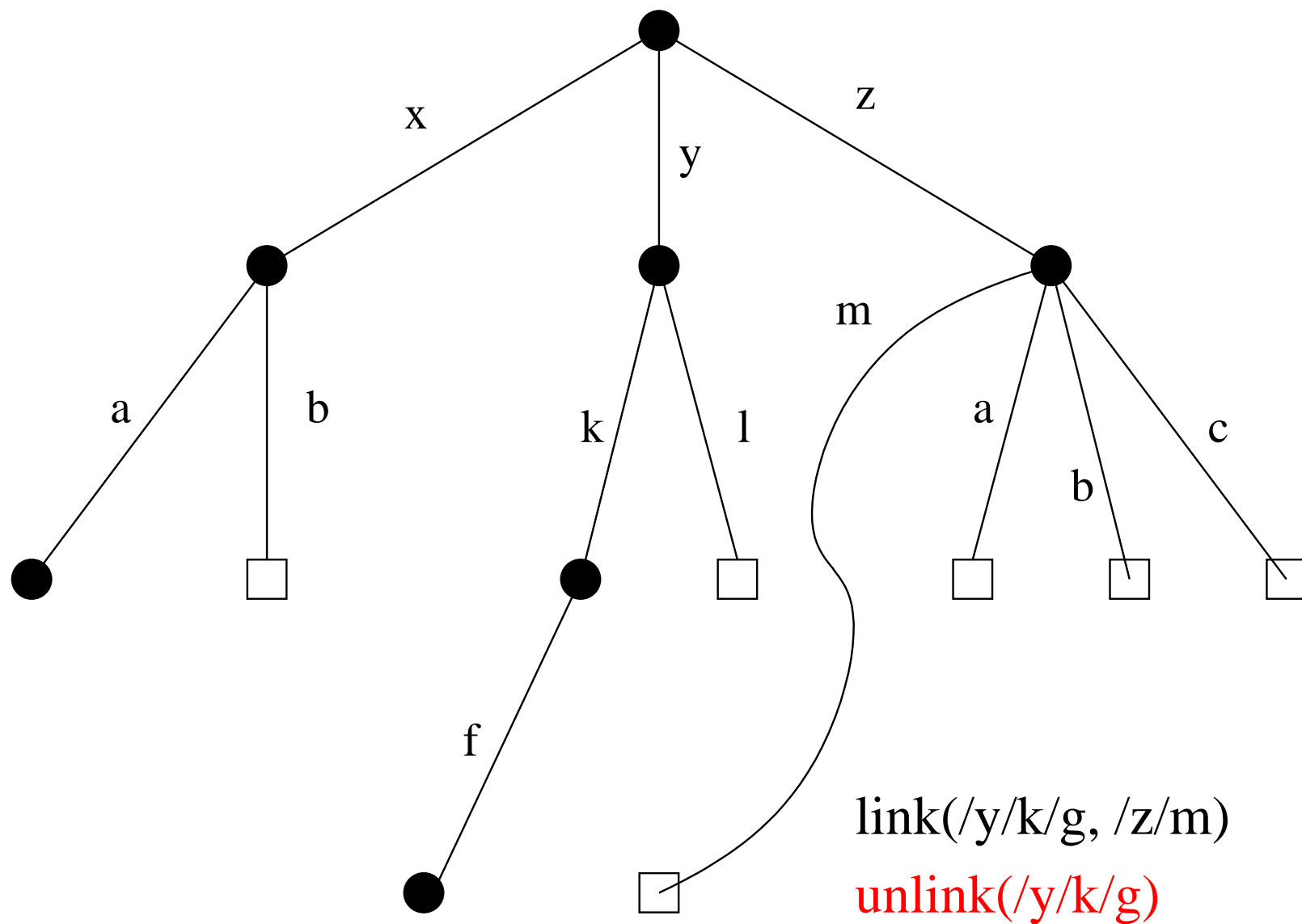
```
tiger % cat link1
This is file1.
```

```
tiger % cat sym1
cat: cannot open sym1
```

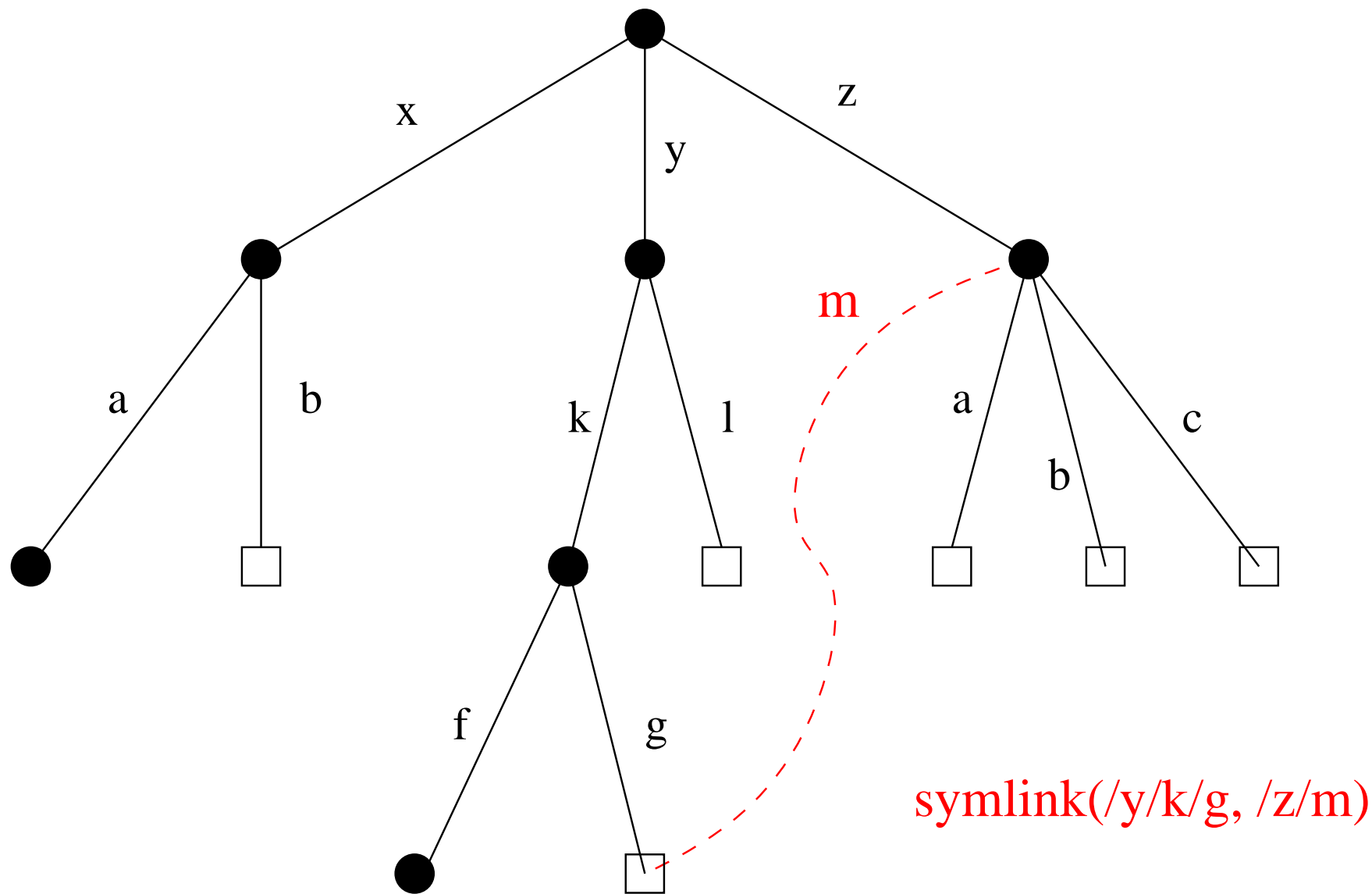
Hard Link Example (Part 1)



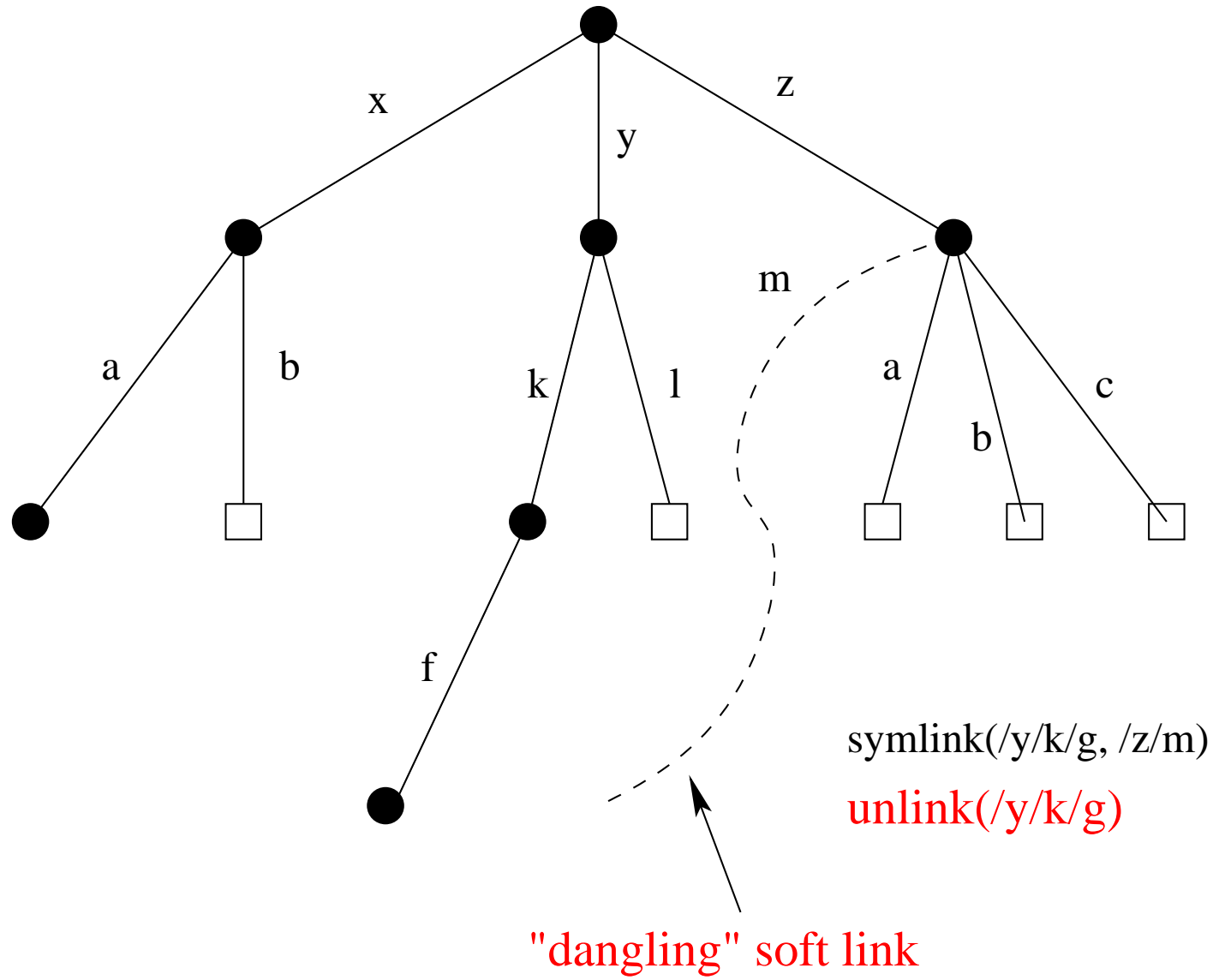
Hard Link Example (Part 2)



Soft Link Example (Part 1)



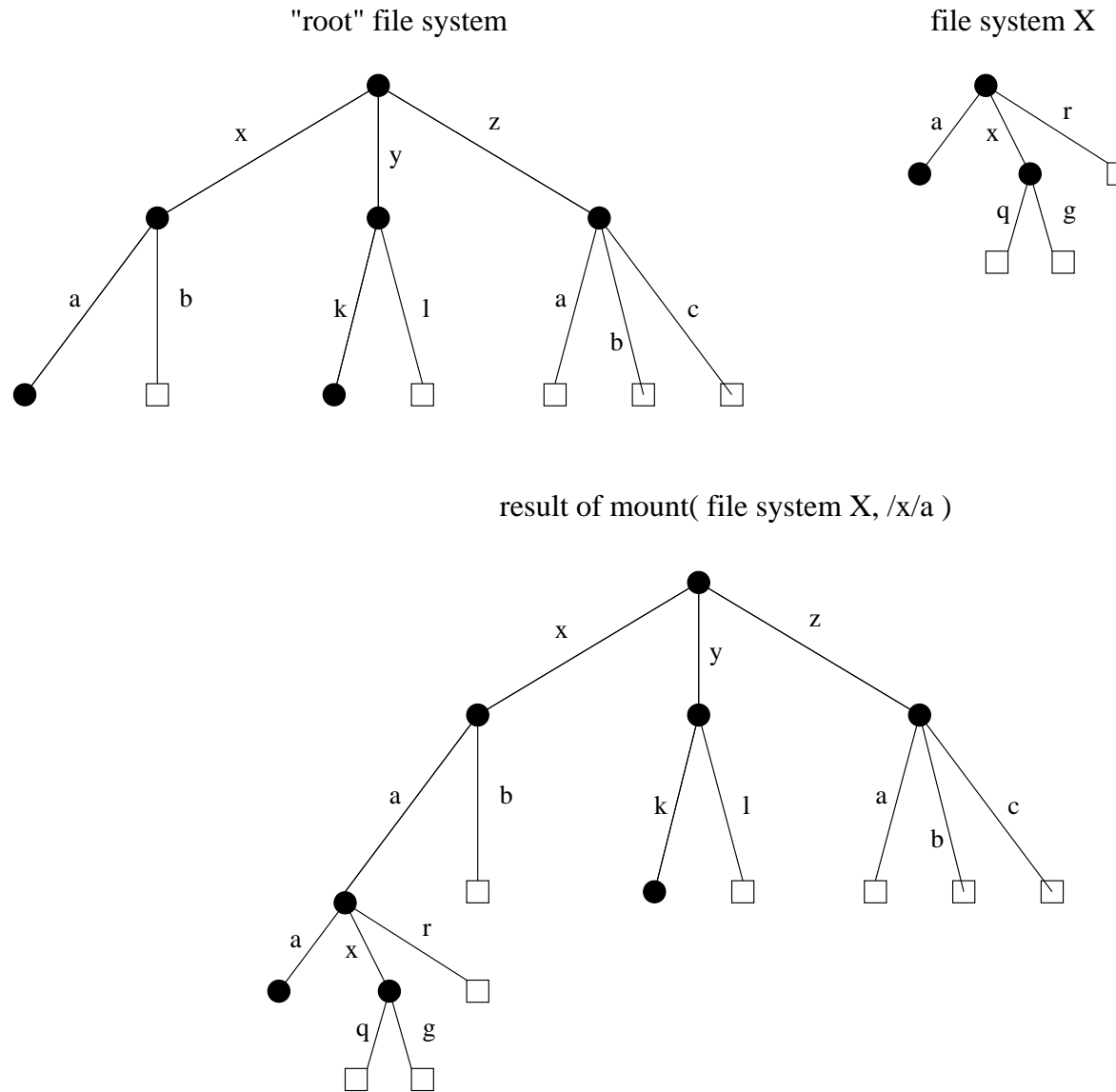
Soft Link Example (Part 2)



Multiple File Systems

- it is not uncommon for a system to have multiple file systems
- some kind of global file namespace is required
- two examples:
 - DOS:** use two-part file names: file system name,pathname
 - example: `C:\kmsalem\cs350\schedule.txt`
 - Unix:** merge file graphs into a single graph
 - Unix `mount` system call does this

Unix mount Example



File System Implementation


- space management
- file indexing (how to locate file data and meta-data)
- directories
- links
- buffering, in-memory data structures
- persistence

Space Allocation

- space may be allocated in fixed-size chunks, or in chunks of varying size
- fixed-size chunks
 - simple space management
 - internal fragmentation
- variable-size chunks
 - external fragmentation



fixed-size allocation



variable-size allocation

Space Allocation (continued)

- differences between primary and secondary memory
 - larger transfers are cheaper (per byte) than smaller transfers
 - sequential I/O is faster than random I/O
- both of these suggest that space should be allocated to files in large chunks, sometimes called *extents*

File Indexing

- in general, a file will require more than one chunk of allocated space (extent)
- this is especially true because files can grow
- how to find all of a file's data?

chaining:

- each chunk includes a pointer to the next chunk
- OK for sequential access, poor for random access

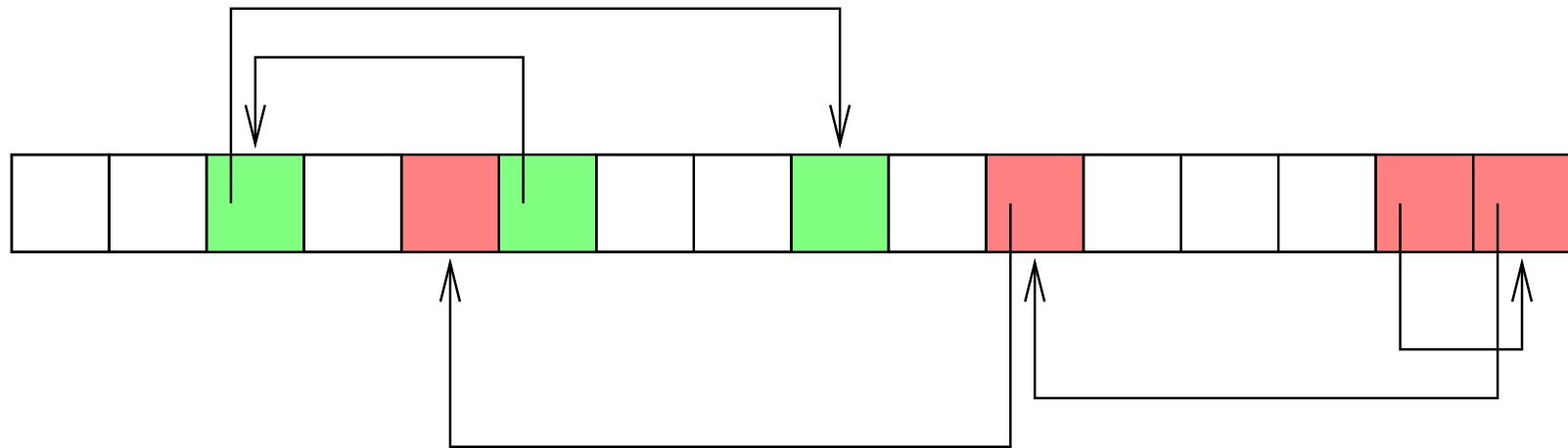
external chaining: DOS file allocation table (FAT), for example

- like chaining, but the chain is kept in an external structure

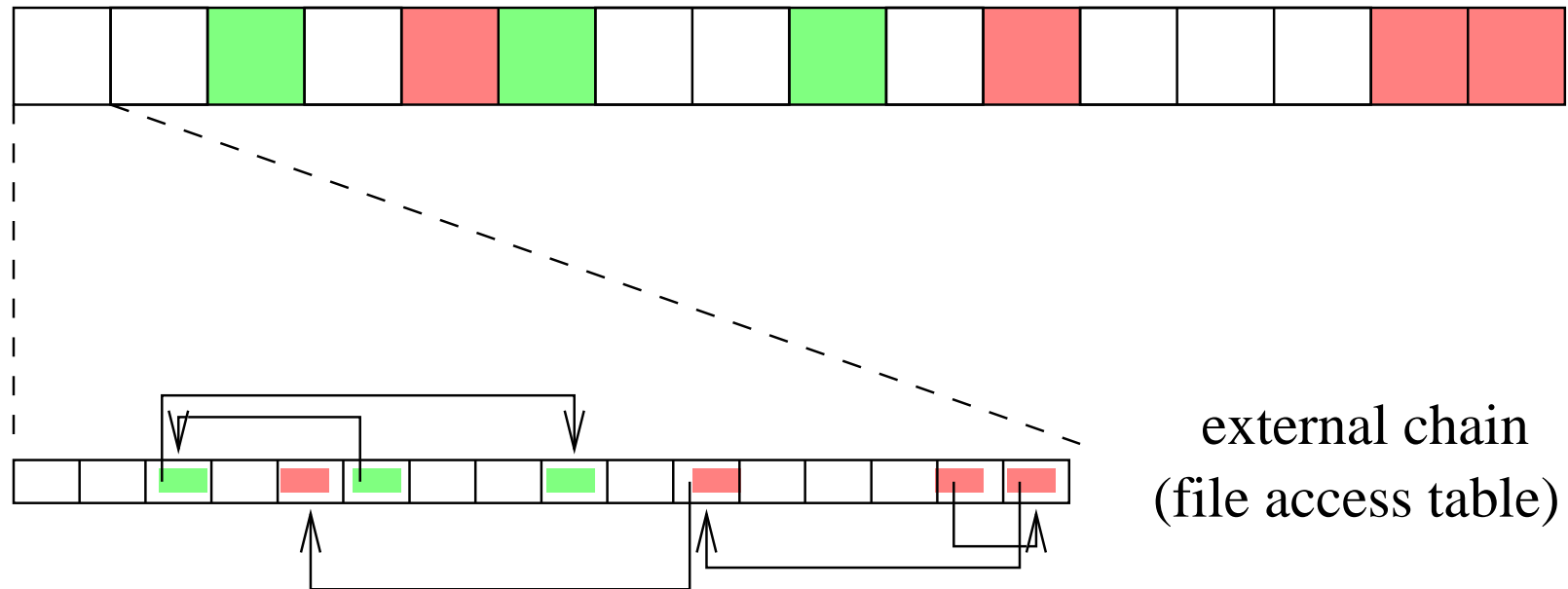
per-file index: Unix i-node, for example

- for each file, maintain a table of pointers to the file's blocks or extents

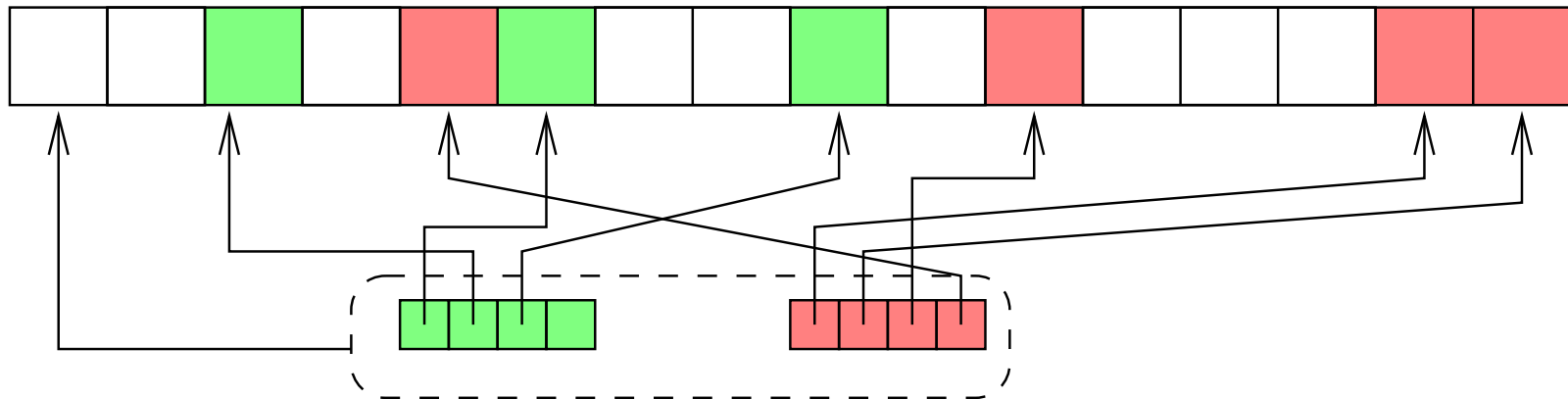
Chaining



External Chaining (File Access Table)



Per-File Indexing



File Meta-Data and Other Information

- where to store file meta-data?
 - immediately preceding the file data
 - with the file index (if per-file indexing is being used)
 - with the directory entry for the file
 - * this is a problem if a file can have multiple names, and thus multiple directory entries

Unix i-nodes

- an i-node is a particular implementation of a per-file index
- each i-node is uniquely identified by an i-number, which determines its physical location on the disk
- an i-node is a fixed size record containing:

file attribute values

- file type
- file owner and group
- access controls
- creation, reference and update timestamps
- file size

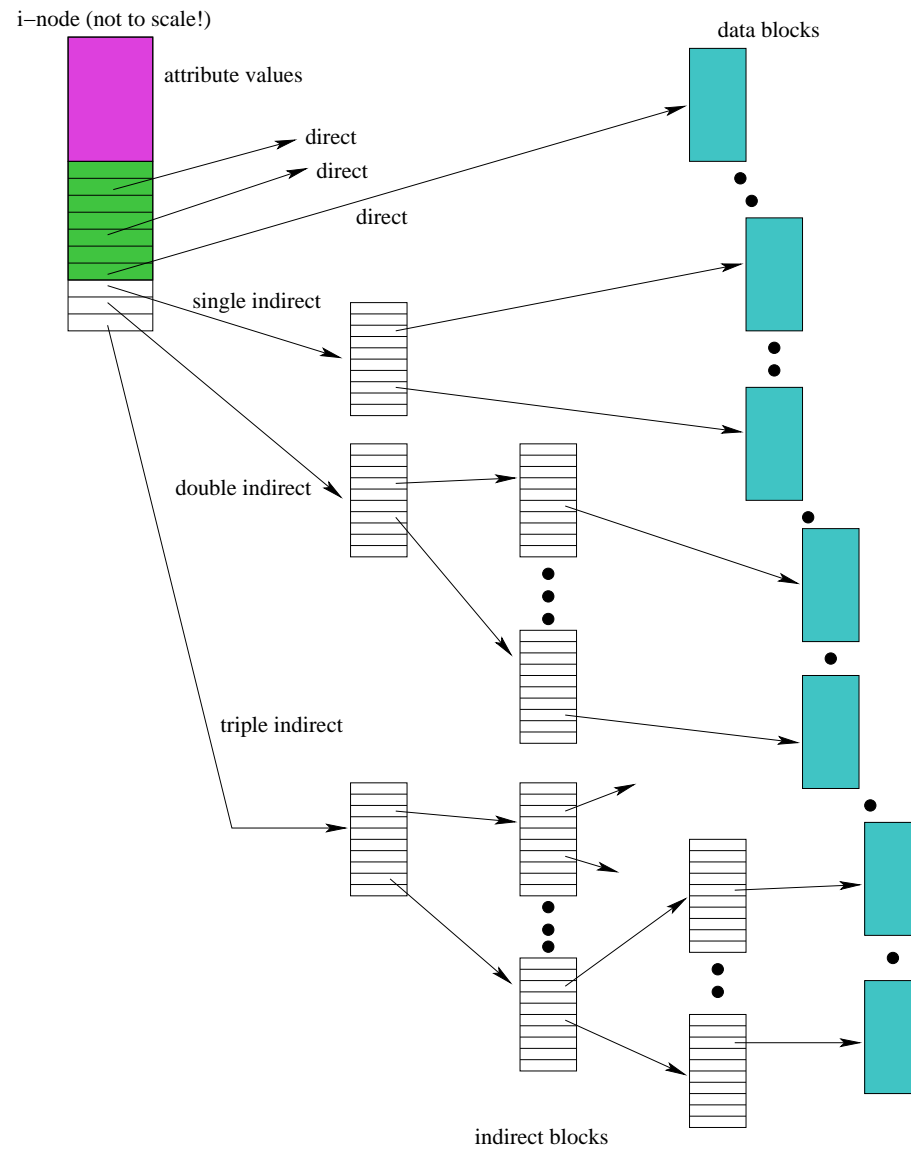
direct block pointers: approximately 10 of these

single indirect block pointer

double indirect block pointer

triple indirect block pointer

i-node Diagram



Directories

- A directory consists of a set of entries, where each entry is a record that includes:
 - a file name (component of a path name)
 - a file “locator”
 - * location of the first block of the file, if chaining or external chaining is used
 - * location of the file index, if per-file indexing is being used
- A directory can be implemented like any other file, except:
 - interface should allow reading of records (can be provided by a special system call or a library)
 - file should not be writable directly by application programs
 - directory records are updated by the kernel as files are created and destroyed

Implementing Hard Links (Unix)

- hard links are simply directory entries

- for example, consider:

```
link(/y/k/g, /z/m)
```

- to implement this:

- create a new entry in directory /z

- * file name in new entry is m

- * file locator (i-number) in the new entry is the same as the i-number for entry g in directory /y/k

Implementing Soft Links (Unix)

- soft links are implemented as a special type of file

- for example, consider:

```
symlink( /y/k/g, /z/m)
```

- to implement this:

- create a new *symlink* file

- add a new entry in directory /z

- * file name in new entry is m

- * i-number in the new entry is the i-number of the new symlink file

- store the pathname string “/y/k/g” as the contents of the new symlink file

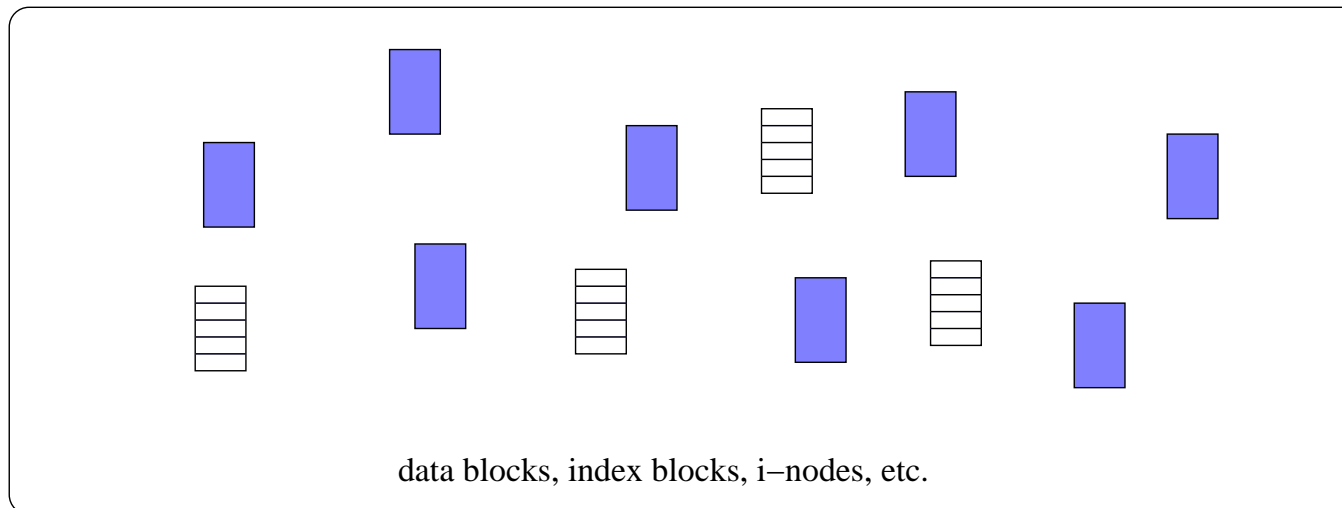
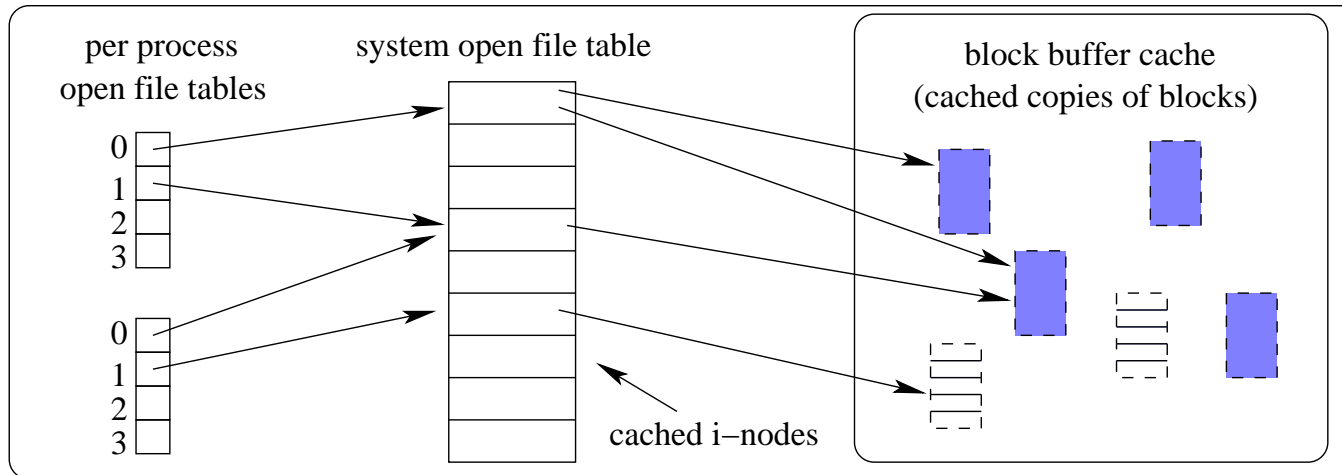
- change the behaviour of the `open` system call so that when the symlink file is encountered during `open(/z/m)`, the file `/y/k/g` will be opened instead.

File System Meta-Data

- file system must record:
 - location of file indexes or file allocation table
 - location of free list(s) or free space index
 - file system parameters, e.g., block size
 - file system identifier and other attributes
- example: Unix *superblock*
 - located at fixed, predefined location(s) on the disk

Main Memory Data Structures

Primary Memory (volatile)



Secondary Memory (persistent)

A Simple Exercise

- Walk through the steps that the file system must take to implement `Open`.
 - which data structures (from the previous slide) are updated?
 - how much disk I/O is involved?

Problems Caused by Failures

- a single logical file system operation may require several disk I/O operations
- example: deleting a file
 - remove entry from directory
 - remove file index (i-node) from i-node table
 - mark file's data blocks free in free space index
- what if, because a failure, some but not all of these changes are reflected on the disk?

Fault Tolerance

- special-purpose consistency checkers (e.g., Unix `fsck` in Berkeley FFS, Linux `ext2`)
 - runs after a crash, before normal operations resume
 - find and attempt to repair inconsistent file system data structures, e.g.:
 - * file with no directory entry
 - * free space that is not marked as free
- journaling (e.g., Veritas, NTFS, Linux `ext3`)
 - record file system meta-data changes in a journal (log), so that sequences of changes can be written to disk in a single operation
 - *after* changes have been journaled, update the disk data structures (*write-ahead logging*)
 - after a failure, redo journaled updates in case they were not done before the failure