

File Systems

key concepts

file, directory, link, open/close, descriptor, read, write, seek, file naming, block,
i-node, crash consistency, journaling

reading

Three Easy Pieces: Chapters 39-40,42

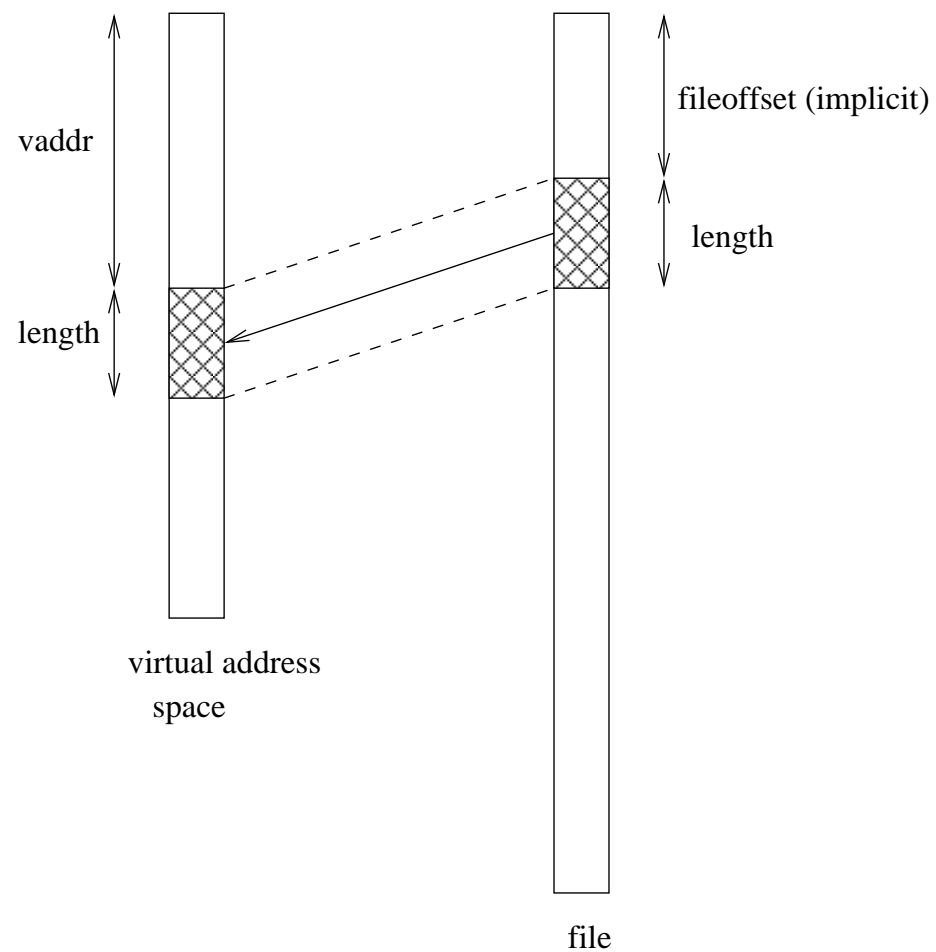
Files and File Systems

- files: persistent, named data objects
 - data consists of a sequence of numbered bytes
 - file may change size over time
 - file has associated meta-data
 - * examples: owner, access controls, file type, creation and access timestamps

File Interface: Basics

- open
 - open returns a file identifier (or handle or descriptor), which is used in subsequent operations to identify the file.
 - other operations (e.g., read, write) require file descriptor as a parameter
- close
 - kernel tracks while file descriptors are currently valid for each process
 - close invalidates a valid file descriptor
- read, write, seek
 - read copies data from a file into a virtual address space
 - write copies data from a virtual address space into a file
 - seek enables non-sequential reading/writing
- get/set file meta-data, e.g., Unix `fstat`, `chmod`

File Read



```
read(fileID, vaddr, length)
```

File Position and Seeks

- each file descriptor (open file) has an associated file position
- read and write operations
 - start from the current file position
 - update the current file position
- this makes sequential file I/O easy for an application to request
- seeks (`lseek`) are used for achieve non-sequential file I/O
 - `lseek` changes the file position associated with a descriptor
 - next read or write from that descriptor will use the new position

Sequential File Reading Example

```
char buf[512];
int i;
int f = open("myfile", O_RDONLY);
for(i=0; i<100; i++) {
    read(f, (void *)buf, 512);
}
close(f);
```

Read the first $100 * 512$ bytes of a file, 512 bytes at a time.

File Reading Example Using Seek

```
char buf[512];
int i;
int f = open("myfile", O_RDONLY);
for(i=1; i<=100; i++) {
    lseek(f, (100-i)*512, SEEK_SET);
    read(f, (void *)buf, 512);
}
close(f);
```

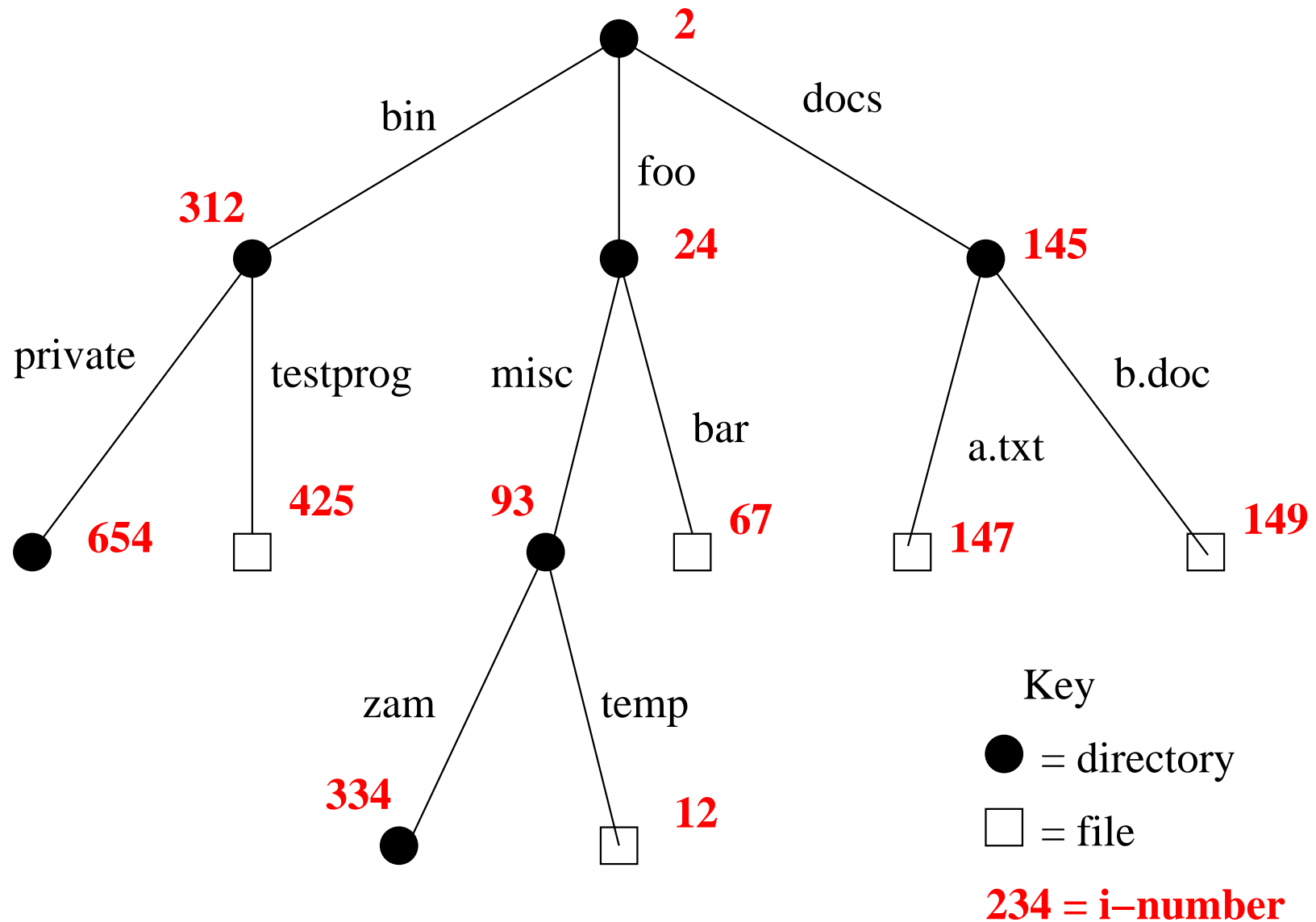
Read the first $100 * 512$ bytes of a file, 512 bytes at a time, in reverse order.

Directories and File Names

- A directory maps *file names* (strings) to *i-numbers*
 - an i-number is a unique (within a file system) identifier for a file or directory
 - given an i-number, the file system can find the data and meta-data for the file
- Directories provide a way for applications to group related files
- Since directories can be nested, a filesystem's directories can be viewed as a tree, with a single *root* directory.
- In a directory tree, files are leaves
- Files may be identified by *pathnames*, which describe a path through the directory tree from the root directory to the file, e.g.:

```
/home/user/courses/cs350/notes/filesys.pdf
```
- Directories also have pathnames
- Applications refer to files using pathnames, not i-numbers

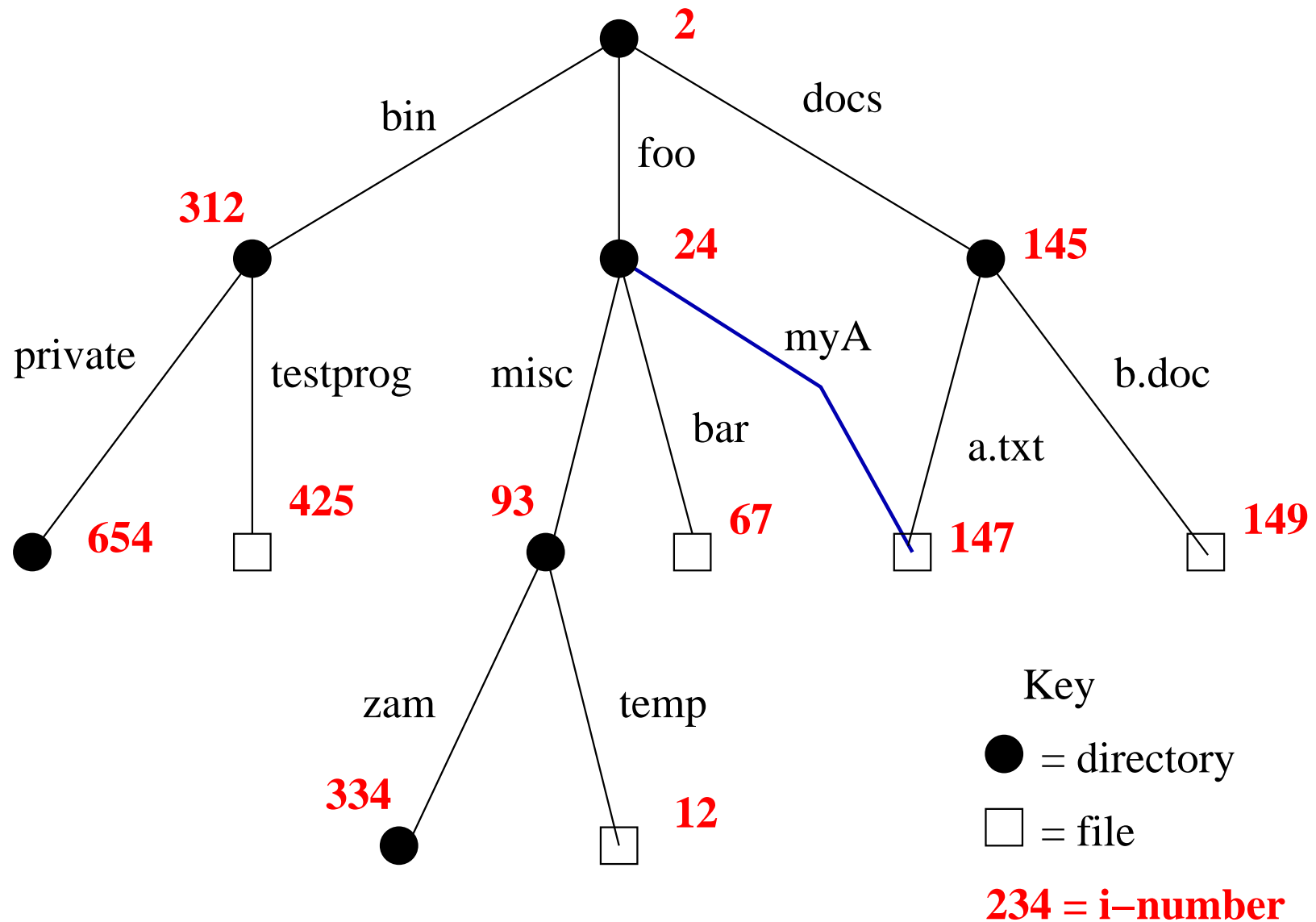
Hierarchical Namespace Example



Links

- a *hard link* is an association between a name (string) and an i-number
 - each entry in a directory is a hard link
- when a file is created, so is a hard link to that file
 - `open(/foo/misc/biz, O_CREAT | O_TRUNC)`
 - this creates a new file if a file called `/foo/misc/biz` does not already exist
 - it also creates a hard link to the file in the directory `/foo/misc`
- Once a file is created, *additional* hard links can be made to it.
 - example: `link(/docs/a.txt, /foo/myA)` creates a new hard link `myA` in directory `/foo`. The link refers to the i-number of file `/docs/a.txt`, which must exist.
- linking to an existing file creates a new pathname for that file
 - each file has a unique i-number, but may have multiple pathnames
- Not possible to `link` to a directory (to avoid cycles)

Hierarchical Namespace Example



Unlinking

- hard links can be removed:
 - `unlink(/docs/b.doc)`
 - this removes the link `b.doc` from the directory `/docs`
- when the last hard link to a file is removed, the file is also removed
 - since there are no links to the file, it has no pathname, and can no longer be opened

Multiple File Systems

- it is not uncommon for a system to have multiple file systems
- some kind of global file namespace is required
- two examples:

DOS/Windows: use two-part file names: file system name, pathname within file system

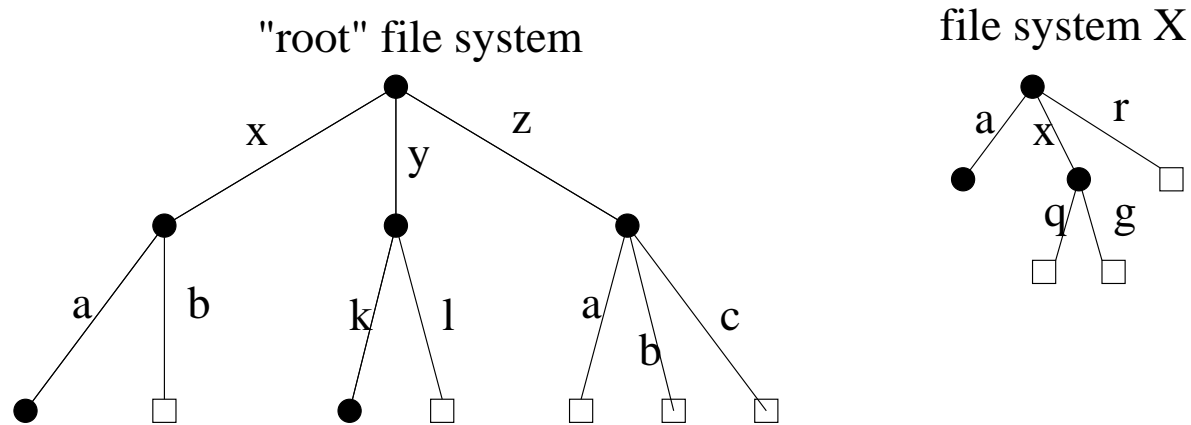
– example: `C:\user\cs350\schedule.txt`

Unix: create single hierarchical namespace that combines the namespaces of two file systems

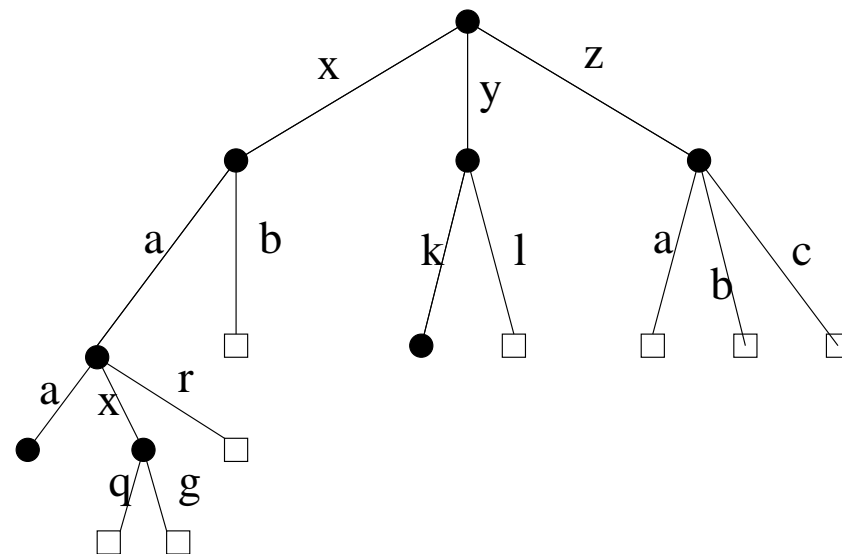
– Unix `mount` system call does this

- mounting does *not* make two file systems into one file system
 - it merely creates a single, hierarchical namespace that combines the namespaces of two file systems
 - the new namespace is temporary - it exists only until the file system is unmounted

Unix mount Example



result of mount (file system X, /x/a)



File System Implementation

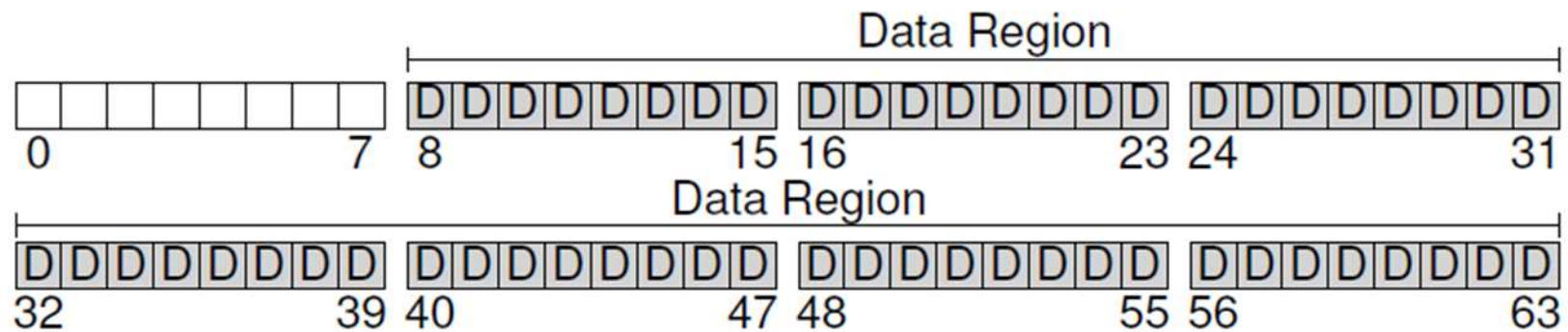
- what needs to be stored persistently?
 - file data
 - file meta-data
 - directories and links
 - file system meta-data
- non-persistent information
 - open files per process
 - file position for each open file
 - *cached* copies of persistent data

File System Example

- Use an extremely small disk as an example:
 - 256 KB disk!
 - Most disks have a sector size of 512 bytes
 - * Memory is usually *byte addressable*
 - * Disk is usually “sector addressable”
 - 512 total sectors on this disk
- Group every 8 consecutive sectors into a block
 - Better spatial locality (fewer seeks)
 - Reduces the number of block pointers (we’ll see what this means soon)
 - 4 KB block is a convenient size for demand paging
 - 64 total blocks on this disk

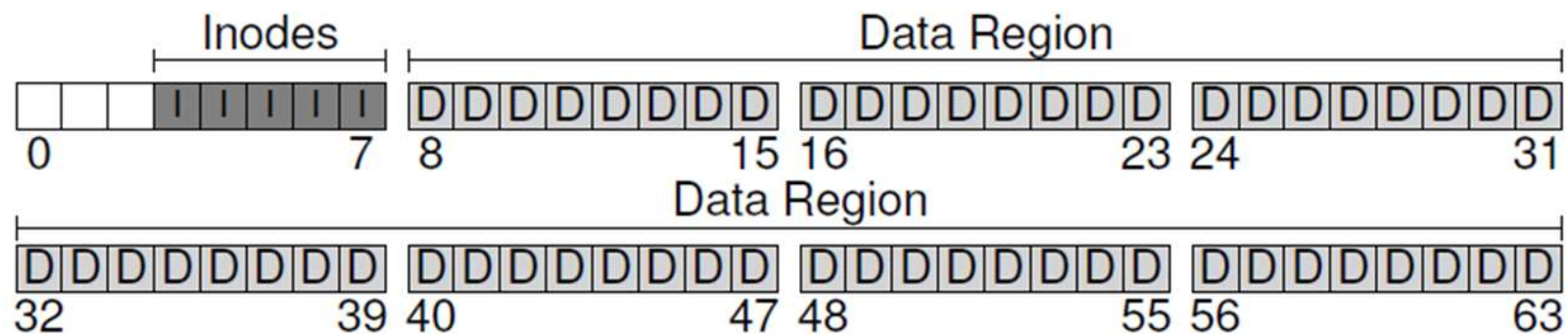
VSFS: Very Simple File System (1 of 5)

- Most of the blocks should be for storing user data (last 56 blocks)



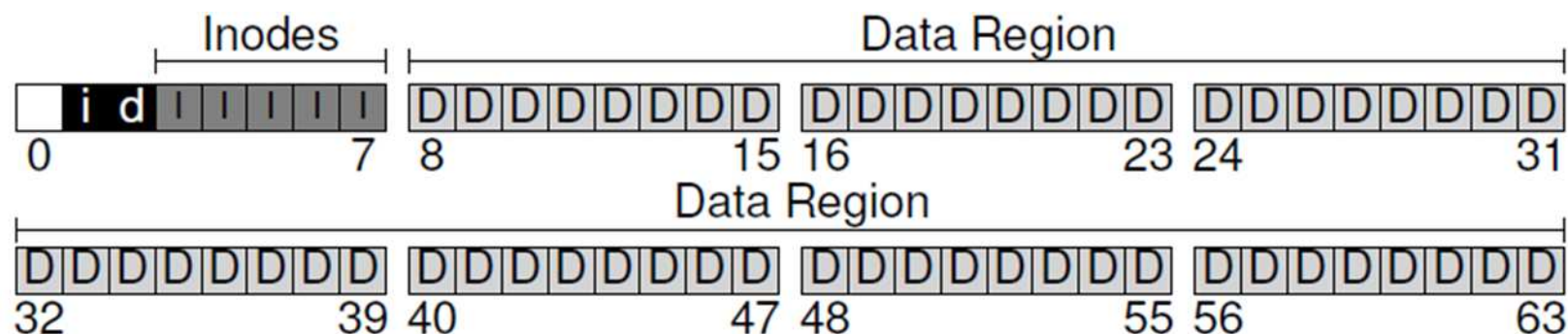
VSFS: Very Simple File System (2 of 5)

- Need some way to map files to data blocks
- Create an array of i-nodes, where each i-node contains the meta-data for a file
 - The index into the array is the file's index number (i-number)
- Assume each i-node is 256 bytes, and we dedicate 5 blocks for i-nodes
 - This allows for 80 total i-nodes/files



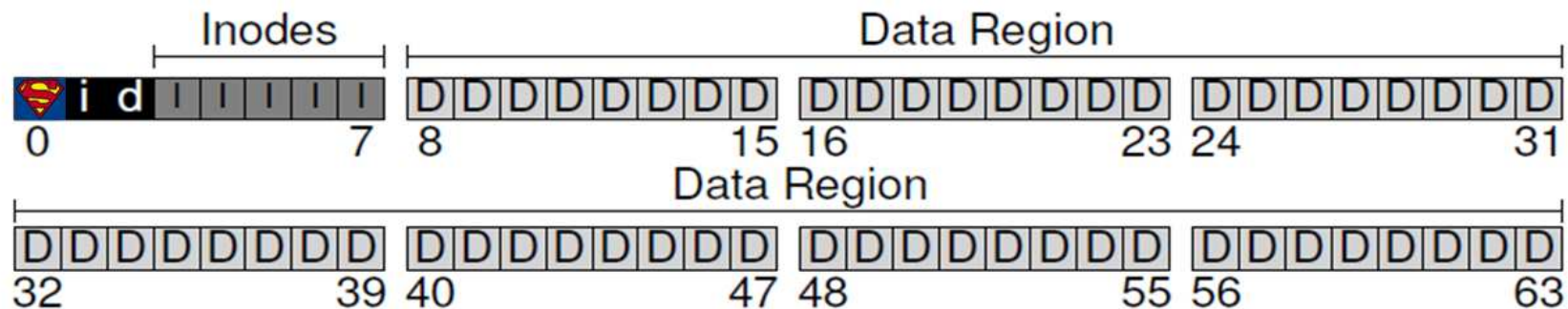
VSFS: Very Simple File System (3 of 5)

- We also need to know which i-nodes and blocks are unused
- Many ways of doing this:
 - In VSFS, we use a bitmap for each
 - Can also use a free list instead of a bitmap
- A block size of 4 KB means we can track 32K i-nodes and 32K blocks
 - This is far more than we actually need

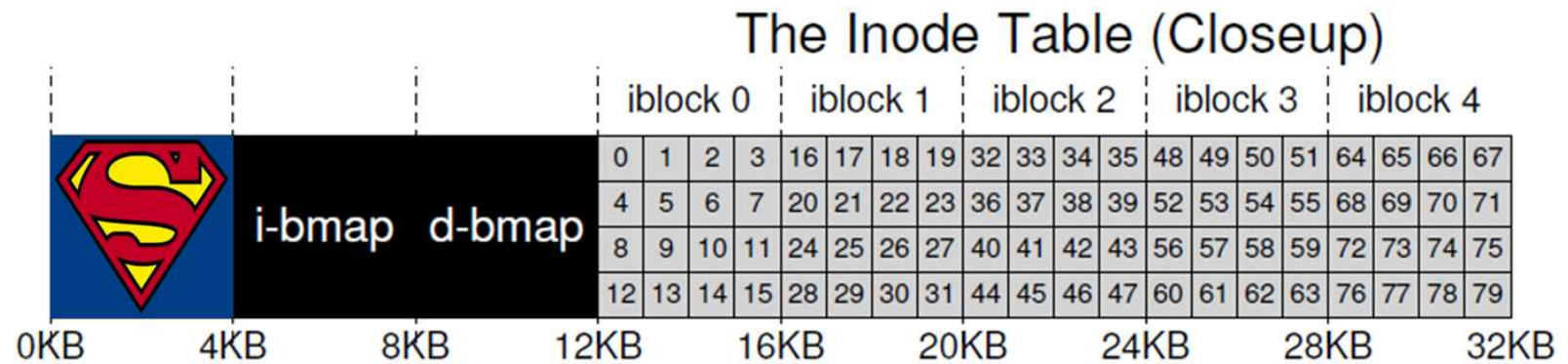


VSFS: Very Simple File System (4 of 5)

- Reserve the first block as the **superblock**
- A superblock contains meta-information about the entire file system
 - e.g., how many i-nodes and blocks are in the system, where the i-node table begins, etc.



VSFS: Very Simple File System (5 of 5)



i-nodes

- An i-node is a *fixed size* index structure that holds both file meta-data and a small number of pointers to data blocks
- i-node fields may include:
 - file type
 - file permissions
 - file length
 - number of file blocks
 - time of last file access
 - time of last i-node update, last file update
 - number of hard links to this file
 - direct data block pointers
 - single, double, and triple indirect data block pointers

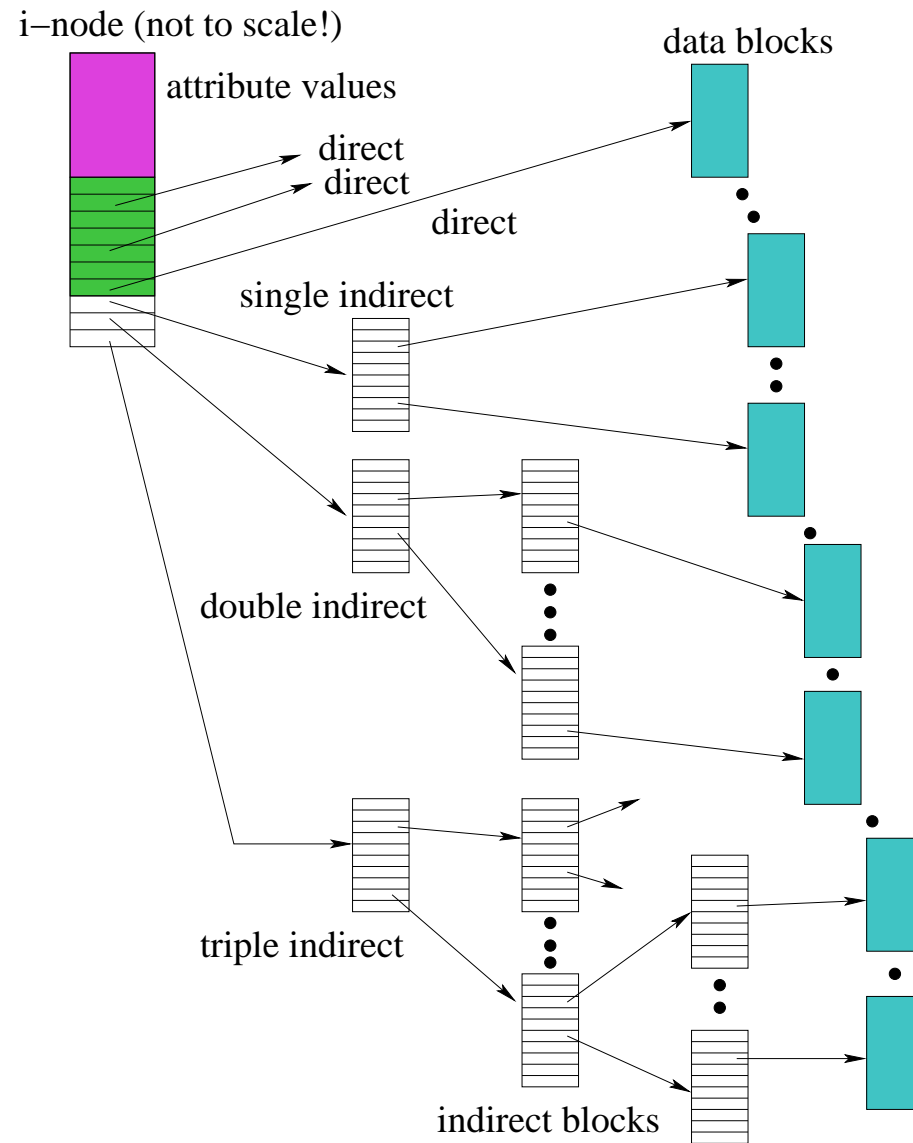
VSFS: i-node

- Assume disk blocks can be referenced based on a 4 byte address
 - 2^{32} blocks, 4 KB blocks
 - Maximum disk size is 16 TB
- In VSFS, an i-node is 256 bytes
 - Assume there is enough room for 12 direct pointers to blocks
 - Each pointer points to a different block for storing user data
 - Pointers are ordered: first pointer points to the first block in the file, etc.
- What is the maximum file size if we only have direct pointers?
 - $12 * 4 \text{ KB} = 48 \text{ KB}$
- Great for small files (which are common)
- Not so great if you want to store big files

VSFS: Indirect Blocks

- In addition to 12 direct pointers, we can also introduce an **indirect pointer**
 - An indirect pointer points to a block full of direct pointers
- 4 KB block of direct pointers = 1024 pointers
 - Maximum file size is: $(12 + 1024) * 4 \text{ KB} = 4144 \text{ KB}$
- This is more than enough for any file that can fit on our tiny 256KB disk, but what if the disk were larger?
- Add a **double indirect pointer**
 - Points to a 4 KB block of indirect pointers
 - $(12 + 1024 + 1024 * 1024) * 4 \text{ KB}$
 - Just over 4 GB in size (is this enough?)

i-node Diagram



File System Design

- File system parameters:
 - *How many i-nodes should a file system have?*
 - *How many direct and indirect blocks should an i-node have?*
 - *What is the “right” block size?*
- For a general purpose file system, design it to be efficient for the common case

Most files are small
Average file size is growing
Most bytes are stored in large files
File systems contains lots of files
File systems are roughly half full
Directories are typically small

Roughly 2K is the most common size
Almost 200K is the average
A few big files use most of the space
Almost 100K on average
Even as disks grow, file systems remain ~50% full
Many have few entries; most have 20 or fewer

Directories

- Implemented as a special type of file.
- Directory file contains directory entries, each consisting of
 - a file name (component of a path name) and the corresponding i-number

name	i-number
.	5
..	2
foo	12
bar	13
foobar	24

- Directory files can be read by application programs (e.g., `ls`)
- Directory files are only updated by the kernel, in response to file system operations, e.g, create file, create link
- Application programs cannot write directly to directory files. (Why not?)

In-Memory (Non-Persistent) Structures

- per process
 - descriptor table
 - * which file descriptors does this process have open?
 - * to which file does each open descriptor refer?
 - * what is the current file position for each descriptor?
- system wide
 - open file table
 - * which files are currently open (by any process)?
 - i-node cache
 - * in-memory copies of recently-used i-nodes
 - block cache
 - * in-memory copies of data blocks and indirect blocks

Reading From a File (/foo/bar)

- First read the root i-node
 - At “well known” position (i-node 2)
 - i-node 1 is usually for tracking bad blocks

	data bitmap	inode bitmap	root inode	foo inode	bar inode	root data	foo data	bar data[0]	bar data[1]	bar data[1]
open(bar)			read	read		read				
read()					read		read			
read()					write				read	
read()					read					
read()					write					read

Reading From a File (/foo/bar)

- Read the directory information from root
 - Find the i-number for foo
 - Read the foo i-node

	data bitmap	inode bitmap	root inode	foo inode	bar inode	root data	foo data	bar data[0]	bar data[1]	bar data[1]
open(bar)			read			read				
				read			read			
read()					read			read		
					write					
read()					read				read	
					write					
read()					read					read
					write					

Reading From a File (/foo/bar)

- Read the directory information from foo
 - Find the i-number for bar
 - Read the bar i-node

	data bitmap	inode bitmap	root inode	foo inode	bar inode	root data	foo data	bar data[0]	bar data[1]	bar data[1]
open(bar)			read			read				
				read			read			
read()					read			read		
					write					
read()					read				read	
					write					
read()					read					read
					write					

Reading From a File (/foo/bar)

- Permission check (is the user allowed to read this file?)
- Allocate a file descriptor in the per-process descriptor table
- Increment the counter for this i-number in the global open file table

	data bitmap	inode bitmap	root inode	foo inode	bar inode	root data	foo data	bar data[0]	bar data[1]	bar data[1]
open(bar)			read			read				
				read			read			
read()					read			read		
					write					
read()					read				read	
					write					
read()					read					read
					write					

Reading From a File (/foo/bar)

- Find the block using a direct/indirect pointer and read the data
- Update the i-node with a new access time
- Update the file position in the per-process descriptor table
- Closing a file deallocates the file descriptor and decrements the counter for this i-number in the global open file table

	data bitmap	inode bitmap	root inode	foo inode	bar inode	root data	foo data	bar data[0]	bar data[1]	bar data[1]
open(bar)			read		read	read				
read()					read		read			
read()					write					
read()					read			read		
read()					write					read

Creating a File (/foo/bar)

	data bitmap	inode bitmap	root inode	foo inode	bar inode	root data	foo data	bar data[0]	bar data[1]	bar data[1]
create (/foo/bar)		read write	read	read	read write	read	read	write		
write()	read write				read			write		
write()	read write				write read				write	
write()	read write				write read					write

Problems Caused by Failures

- a single logical file system operation may require several disk I/O operations
 - example: deleting a file
 - remove entry from directory
 - remove file index (i-node) from i-node table
 - mark file's data blocks free in free space index
 - what if, because of a failure, some but not all of these changes are reflected on the disk?
-
-

- system failure will destroy in-memory file system structures
 - persistent structures should be *crash consistent*, i.e., should be consistent when system restarts after a failure
-
-

Fault Tolerance

- special-purpose consistency checkers (e.g., Unix `fsck` in Berkeley FFS, Linux `ext2`)
 - runs after a crash, before normal operations resume
 - find and attempt to repair inconsistent file system data structures, e.g.:
 - * file with no directory entry
 - * free space that is not marked as free
- journaling (e.g., Veritas, NTFS, Linux `ext3`)
 - record file system meta-data changes in a journal (log), so that sequences of changes can be written to disk in a single operation
 - *after* changes have been journaled, update the disk data structures (*write-ahead logging*)
 - after a failure, redo journaled updates in case they were not done before the failure